

# RANGER CREW XP 1000 EPS



## ENGINE & DRIVETRAIN

Displacement / Engine Type	999 cc / 4-Stroke Twin Cylinder
Drive System	Pro Lock On-Demand AWD/2WD/VersaTrac Turf Mode with 3-Mode Throttle Control
Horsepower / Torque	80 hp @ 7700 RPM / 83 Nm @ 5900 RPM

## SUSPENSION

Front Suspension	Dual A-Arm with 25.4 cm Travel
Rear Suspension	Dual A-Arm, IRS 25.4 cm Travel
Front / Rear Tyres	26 x 9-12; PXT / 26 x 11-12; PXT
Wheels	Cast Alumimum

## DIMENSIONS

Dump Box Capacity	454 kg
Towing Capacity	907 kg
Fuel Capacity	37.9 L
Ground Clearance	28.7 cm
Vehicle Size (L x W x H)	377 x 155 x 193 cm
Payload Capacity	794 kg
Passenger Capacity	6
Wheelbase	287 cm
Dry Weight	720 kg

## ADDED FEATURES


Seat Belt Interlock	Governs speed to 24 km/h when the driver's Seat Belt in not engaged.
Speed Key Ready	This model can readily accept the Speed Key Accessory. Speed Key governs speed to 40 km/h
Steering	Electronic Power Steering
Throttle Control	3 Modes - (Performance/Work/Standard)



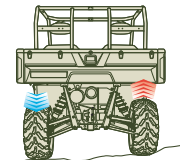
80 HP



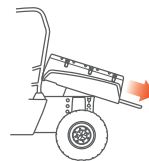
ON DEMAND TRUE ALL-WHEEL-DRIVE (AWD)



UNLOCKING REAR DIFF



IRS WITH 25.4CM OF TRAVEL



DUMP BOX CAPACITY - 454KG



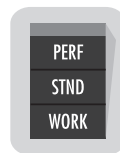
SEAT BELT INTERLOCK



SPEED KEY READY



ELECTRONIC POWER STEERING



3 MODE THROTTLE CONTROL



SEATS 6